

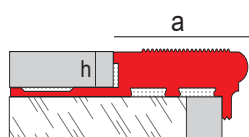


## Novopeldaño® MaxiKenya




Novopeldaño MaxiKenya® is a stair nosing made of Maxi, a raw material exclusive of Emac® that comes from the WPC (Wood Plastic Composites) family. Its striated surface increases the value of slip resistance of the flooring that complements. This has been tested under the DIN51130 standard. Novopeldaño MaxiKenya® joins technology, sustainability, beauty and security in just one product.

### General Features



<b>Patent:</b>	<b>Community design</b> n°1685256 - (0001,0002,0003,0004,0005,0006)
Material:	Maxi (PVC + Vegetable fibers)
Lenght:	3ft2in/8ft2in (1/2,5 l.m.)
Dimensions:	h: 3/8", 1/2", 9/16" (10/12/15 mm.) a: 1-3/4" / 45 mm.
Packaging:	10 u/box (8 u. in h15)
Finishes:	



### Applications



Novopeldaño MaxiKenya® is a profile designed to be installed in the steps of stairs. Its particular visible side provides a high resistance to slipperiness, helping to fulfill the DB-SUA of the CTE (Spanish Technical Building Code) and the DIN51130 standard, by improving the value of slip resistance of the flooring where is installed.

This profile can also be installed in windowsills, countertops, etc., being adaptable to many different projects and environments.

Novopeldaño® MaxiKenya is also a good option to be installed as an edge protector on perimeters of swimmingpools. Its warm texture, excellent resistance and non-slip surface, make this profile suitable for this application. Take into account that this profile can not be installed in swimmingpools' stairs or permanently submerged.

The range MaxiKenya is specially recommended for outdoor installations because it has an excellent weatherability and remains unalterable to sun exposure.

### Technical Features and Tests

Resistance to chemical agents	Very good except acetone, chromic acid and sulfuric acid.
Water absorption	Very small absorption, high dimensional stability. Retains its weight after dry.
Fire reaction	Efl

UNE-EN 13501-1:2007





Abrasion resistance	Up to 2200 cycles without variation	
Surface resistance to staining	Resistance to acetone, coffee 176°F/80°C, bitumen, hydrogen peroxyde 30%, sodium hydroxide 25%. Acetone: surface degradation and blisters. Rest: without changing.	UNE EN 438-2:2005 Aptdo. 23



Impact resistance	Spring: 34 N Ball drop: 3,93ft/120 cm. maximum drop / 0,38 in./9,9 mm mark diameter	
-------------------	--	--



Cigarette burns	Surface degradation	
Resistance to humidity-drying	> 20 cycles	UNE EN 14428



Slip resistance	Very good.	UNE-ENV 12633:2003
Slip resistance	Very good. See explanation below.	DIN 51130

### Slip resistance DIN51130



We have tested our Novopeldaño® MaxiKenya under the DIN 51130 standard, to certify its good properties of slip resistance. This reference had been already tested before under the Spanish standard UNE-ENV 12633:2003, which is the one required by the CTE (Spanish Technical Building Code).

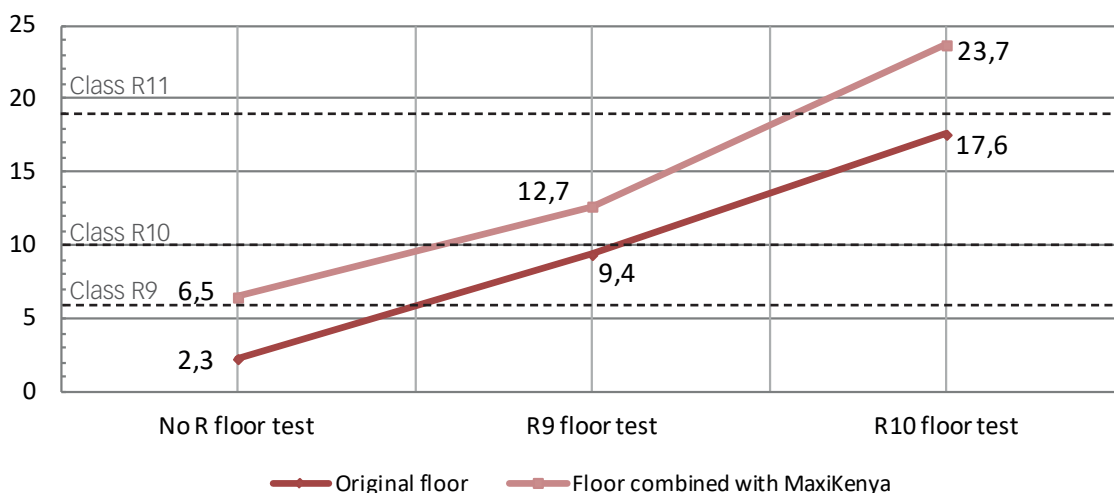
The tests were carried out in several panels (1000x500 mm.) which consisted of ceramics with different classifications of slipperiness, combined with our Novopeldaño® MaxiKenya profiles as it is shown in the picture.

These tests were carried out by qualified operators of the ITC (Technological Institute of Ceramics). The results are also available for our reference Novopeldaño® Maxi. Please, check its technical file.

The graph below represents the global results after the tests. The dark red line represents the results for the original flooring, and the clear one the results in combination with Novopeldaño® MaxiKenya.

The first flooring tested had a low initial value (2.3), that improved up to 6.5 with Novopeldaño® MaxiKenya, which means that the initial sliding flooring became a non-slip R9 flooring. The second flooring, certified as R9 (9.4 value) improved its slip resistance value up to 12.7, changing its classification from R9 class to R10 class. Finally, the last flooring classified as R10 with a value of 17.6, in combination with the profile got a result of 23.7 and R11 class.

**Slip resistance Novopeldaño® MaxiKenya**



We did not consider testing R11 or R12 flooring. The R11 and R12 are highly secure and non-sliding floorings, so we can extrapolate that our stair nosings in combination with R11 floorings maybe will not improve more but surely maintain the initial classification of the flooring.

Please, take into account that **our profiles are not certifiable by themselves**. Our Novopeldaño® MaxiKenya is not a profile classified as R11 or R10. What we are certifying is that our Novopeldaño® MaxiKenya can be combined with ceramics, thereby improving its slip resistance value and even, in some cases, its classification.

Please note that this tests have been carried out with an especific flooring. This do not guarantee the same results with other floorings classified as well as R9 or R10. There is a wide range of floorings in the markets and the results of R9 floorings, for example, can fluctuate between 6 and 10°. We can say that your slip resistance value will be improved but not in the same way.

## Materials

 Maxi

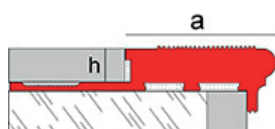


Maxi is a composite material formed by PVC and vegetable fibers. Those fibers proceed from recycling of organic waste from agriculture. The waste reduction and the recycling of materials, help Maxi to fulfill the Emac's commitment with the Environment and the sustainable construction.

Maxi has an original finish, similar to wood and natural elements, which adapts to different decorative environments. The main advantage of this composite is that has the best qualities of PVC and vegetable fibers such as good mechanic strenght, abrasion resistance and dimensional stability among others.

## Installation

1. Spread a big amount of thin-set mortar on the surface of the riser.
2. Place the tile on the riser and press to get an optimal adherence.
3. Then, spread a big amount of thin-set mortar on the tread and align the profile on its vertex so it rests on the riser (Do not let overhang, the leverage may remove the step and the tiles). Then press so the thin-set mortar could pass through the mechanized holes of the anchoring wing.
4. In installations with butt joint or connections it is recommendable to keep a small separation by way of **expansion joint** which should be greater the longer the profiles to join are. Approximately 2 mm/m. This joint can be sealed with elastic filling suitable for outdoors.
5. Place one tile on the tread, align it to the profile and press to get a perfect adhesion. You can tap it softly with a rubber hammer.
6. Clean the possible leftover material and let dry.



Correct installation: fill up the bottom of the profile and align it totally to the riser. Be sure the profile is also aligned to the ceramic tile.

## Warnings



- Part of the composition of Maxi and MaxiKenya is natural, so it may have differences in tone that **can not be considered** as manufacturing defects.
- It is recommended to take the profiles by its central part, avoiding taking them by the tops to avoid bending stresses which could cause scratches or breaks.
- Do not bend excessively the material. Store it **always** horizontally and in dry places.
- It must not be sanded, because that could affect to its surface appearance.
- It resists in moisture conditions but **it is not recommended** its use in submerged places.
- The range MaxiKenya is especially recommended for installations outdoors because it has an excellent weatherability and remains unalterable to sun exposure.
- The Maxi material, like other construction materials, can suffer **dimensional variations** due to the environment thermal changes. Outdoors, the installation in the hottest or colder hours of the day should be avoided as it could change dimensionally the profile more than usual due to the thermal change. It is recommendable keeping the material at **environment temperature**, out of the packaging and always far from heat sources like direct sunlight.

## Cleaning and maintenance

You can clean Maxi with a cloth dampened with only water or with water in a solution with a neutral detergent 5%. The correct use of bleach doesn't affect the material.

It is not recommended the use of chromic or sulphuric acids or polar solvents as toluene or acetone for its cleaning.

## Technical information

You can find out more information about the technical features of Emac®'s products by downloading its Technical File in [www.emac.es](http://www.emac.es).

If you have any query, please contact our Technical Department in [tecnico@emac.es](mailto:tecnico@emac.es).



Indoors



Outdoors



Flooring



Recyclable