

Novomat®

technical entrance mats



EMAC®
THE FINAL TOUCH

Inmediate budget

Novomat®

custom made

EMAC®
THE FINAL TOUCH

PLEASE, STEP ON BEFORE ENTERING

The **Novomat®** technical mats are an effective barrier to prevent from the entry of dust, moisture and dirt, offering the maximum protection and durability to the floorings.

They are specially designed to prevent from the entry of dirt and to limit its spread into the flooring both in public buildings and residential.

Support intense pedestrian traffic and favor the accessibility for the disabled.

These mats are custom made and can be adapted to any size or shape with an adjusted delivery term.

They are made of natural aluminum profiles connected by a high resistant synthetic rubber that acts like an acoustic isolator and favor the evacuation of dust and moisture. This joint also allows the mat to be easily rolled.

There are four models available with two different designs:

- **Novomat® 8** and **Novomat® 12** have a larger aluminium visible side. They are reinforced and their striated visible side increases the non-slip value. Specially designed to be installed on already finished surfaces.

- **Novomat® 15** and **Novomat® 20** have a narrow design to get a perfect integration. These models are ideal for areas with high pedestrian traffic like shopping malls or any kind of public buildings. Due to its narrow design and the height of the profiles, these mats are more capable to retain the dirt, resulting in cost savings of cleaning and maintenance.

There are two different finishes that can be combined.

- **Textile carpet:** 5 colors available: grey, anthracite, red, beige and tobacco. Suitable for indoor installations.

- **Black rubber:** Suitable for covered outdoor installations. Can be combined with textile carpet.

OUTDOOR INDOOR



rubber



red



grey



beige



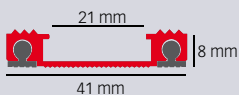
tobacco




anthracite

Novomat® 8

Profile

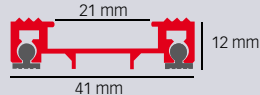


Frames




Novomat® 12

Profile

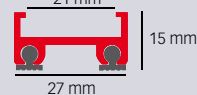


Frames

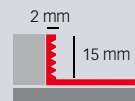


Novomat® 15

Profile

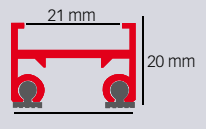


Frames



Novomat® 20

Profile



Frames



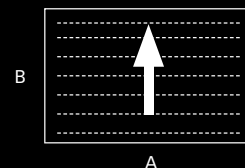
Novomat® custom made

RECOMMENDATIONS								
MAT		INSTALLATION		TRAFFIC			OUTDOOR	INDOOR
HEIGHT MM	SURFACE	WELL	LOW-MEDIUM	HIGH	HEAVY	RUBBER	TEXTILE CARPET	
Profile + rubber base	with perimeter ramp frame	with or without perimeter frame	houses, clinics, small shops...	office or administrative buildings	hospitals, universities, malls, airports...	for the retention of coarse dirt. To install before the entry.	for the retention of fine dirt and moisture. Installation after the entry.	
8	•	•	•			•	•	
12	•	•	•			•	•	
15		•	•	•		•	•	
20		•	•	•	•	•	•	

HOW TO REQUEST A NOVOMAT® TECHNICAL ENTRANCE MAT?

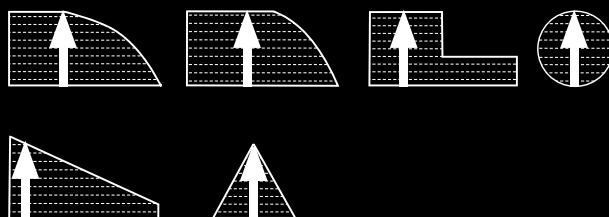
option **A** REGULAR SHAPES

1. Indicate the inside dimensions of the well or the mat dimensions (width A x depth B).
2. Indicate if the frame is needed.
3. Indicate the direction of the traffic flow.
4. Choose the height of the profile and the finish of the entrance mat.

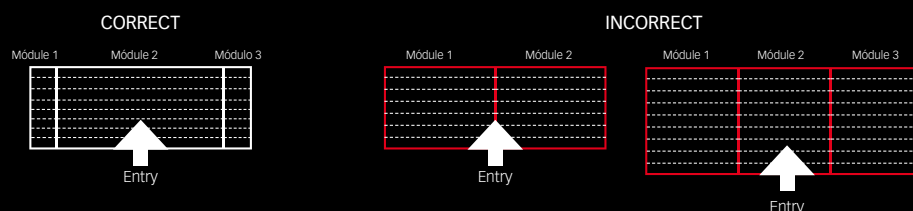


option **B** IRREGULAR SHAPES.

1. Do a drawing with the shape of the entrance mat and all its dimensions.
2. Indicate the direction of the traffic flow.
3. Choose the height of the profile and the finish of the entrance mat.
4. A charge will be applied as appropriate depending on the features of the entrance mat requested.



The maximum delivery length is 3 meters. For larger sizes, the entrance mats are made in several pieces. We recommend not requesting the joint in the central area, as it is the area with more traffic. The best option is leaving the joints between the pieces nearest to the sides.



ON SURFACE! WITHOUT ADDITIONAL

- Entrance mat kit which includes the mat with the self-adhesive frame cut to size.
- Dimension of the mat (with frame): 1200x905 mm
- Model **Novomat® 8** with grey textile carpet.
- Robust aluminium structure connected by high resistant synthetic rubber joints that avoid noises and prevent from sliding.
- The joint system, with perforated synthetic rubber joints, allow the mat to be rolled easily and facilitate the evacuation of dust and moisture.
- Indoor use. Commercial traffic: pedestrians, trolleys, shopping carts, wheelchairs...
- These mats favor the accesibility for the disabled.
- Designed to be installed on already finished surfaces.
- Easy to install: install the frame, unpack the mat and place in its position.

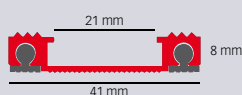
Immediate delivery kit.



grey

Kit
Novomat® Slimm

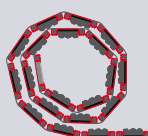
Profile



Frame with adhesive



Presentation



Installation



Kit immediate delivery
Novomat®

for wells

EMAC®
THE FINAL TOUCH

FLUSH TO THE FLOORING! PUT THE FRAME AND READY!

- Entrance mat kit which includes the mat with its frame cut to size.
- Inside dimension of the well: 1200 x 881 mm.
- Model **Novomat® 15** with grey textile carpet.
- Robust aluminium structure connected by high resistant synthetic rubber joints that avoid noises and prevent from sliding.
- The joint system, with perforated synthetic rubber joints, allow the mat to be rolled easily and facilitate the evacuation of dust and moisture.
- Indoor use. Commercial traffic: pedestrians, trolleys, shopping carts, wheelchairs...
- These mats favor the accesibility for the disabled.
- Easy to install: install the frame, unpack the mat and place in its position.

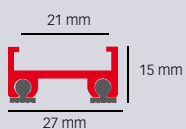
Immediate delivery kit.



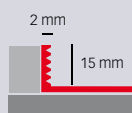
grey

Kit
Novomat® for wells


Profile



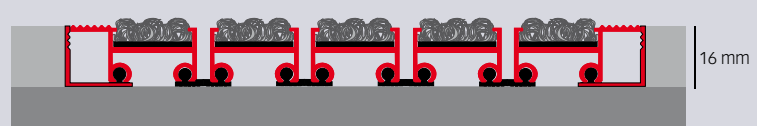
Frame



Presentation



Installation



Immediate budget
Novomat®

custom plate

NEW

YOUR BRAND ABOVE ALL...

The Novomat® technical mats are an effective barrier to prevent from the entry of dust, moisture and dirt, offering the maximum protection and durability to the floorings. They are guaranteed to bear the foot traffic of 50000 people a day.

The technical entrance mats Novomat® 15 and Novomat® 20 have the possibility to be customized with the desired logo or design. This customization will give more visibility the brand and will provide a differentiating element at the entrance of your establishment.

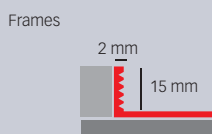
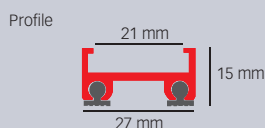
The logo will be engraved in black color with maximum dimensions 180 x 50 mm on a satin steel plate of 66 mm width. In addition to the logo, the plate will be supplied with holes and the necessary screws to install it.

You will only need to fit the plate between two of the Novomat®'s aluminum slats and fix it with the screws.

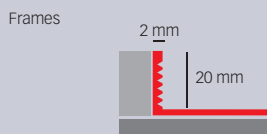
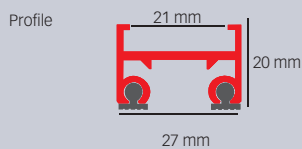
To customize your entrance mat we will need you to send us your logo in vector format.

The custom plate for Novomat® can be installed over new or existing mats, only in the models with 15 and 20 mm height.

Novomat® 15



Novomat® 20



OUTDOOR

INDOOR



rubber



red



grey



beige



tobacco



anthracite

INSTALLATION



EMAC® Group

Construction Division – EMAC® www.emac.es
| America www.emac-america.com | Italy www.emac-italia.it

Artistic Division – Artelux® www.arteluxcontract.com | www.artelux.es

EMAC®
THE FINAL TOUCH

30
YEARS 1987 / 2017

ISO 9001

BUREAU VERITAS
Certification



EMAC[®]
THE FINAL TOUCH

Emac Complementos, S.L.

Avda. Madrid 6, Apdo. Postal 46
46930 Quart de Poblet, Valencia, Spain
Tel.: (+34) 961 532 200 - Fax: (+34) 961 532 261
Email: info@emac.es

www.emac.es



MEMBER

Emac America, L.L.C.

1970 NW 129 Avenue, Unit # 103
Miami, FL 33182
Phone: # (305) 406 1593 - Fax: (305) 406 1793
Email: info@emac-america.com

www.emac-america.com

Emac Italia S.R.L.

Via Emilia-Romagna 104
41049 Sassuolo (Mo), Italy
Tel.: (+39) 0536994854 - Fax: (+39) 0536889025
Email: info@emac-italia.it

www.emac-italia.it